

# Prime Day 2023: A Guide to Optimize Content for Growth



## Prime Day 2023: A Guide to Optimize Content for Growth

### Description

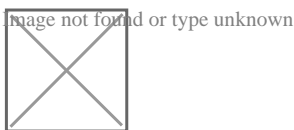
Prime Day is around the corner, and everyone is gearing up for it. Amazon's Prime Day sale has always been one of the most anticipated eCommerce events globally. **Did you know that Prime Day 2022 sold over 300 million items?**

This 2-day sale event is set to be held on July 11-12 in the USA and July 15-16 in India. With super-saving deals and discounts, Prime Day 2023 could be one of the biggest catalysts for shoppers who love to spend less and save more at the same time. As a vendor, you must ensure retail readiness and avoid the last-minute hustle.

To help you with it, we present a complete guide to help you prepare for the Mega event and make you primed for prime day.

You can also register for our upcoming [Prime Day Webinar](#) to help you with product positioning strategies for profitable sales.

## Amazon Prime Day



## Amazon Prime Day 2023

The Amazon Press Center stated that Prime members saved more than \$1.7 billion on discounts, and the highest-selling categories were Household essentials, Consumer electronics, and Homes in the US. Over \$3 billion was spent on over 100 million small business items as part of the Support Small Businesses to Win Big promotion.

So, how can you effectively equip yourself for Prime Day?

The secret lies in approaching it as a well-planned expedition rather than a single-day event. Think of it as embarking on a thrilling adventure with a strategic, multifaceted approach: **the preparation, the main event, and the aftermath.**

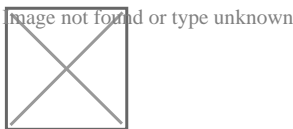
It's really important to set up the lead-up phase for success. This includes fine-tuning your content strategy, aligning it with the occasion, and [ensuring your ads are finely tuned](#). Just like explorers meticulously pack their gear before a journey, you want to make sure every element of your campaign is in place and ready to shine.

### Preparing for D-Day: A Guide to Content Optimization

A lot goes into preparing for the event, from inventory management to product listing, choosing the right fulfillment partner, streamlining Amazon advertising campaigns, allotting the right budgets, and leveraging social media channels to increase the network. All these efforts will be worthwhile if the content is highly optimized and meets the requirements.

While executing media planning and creating visually appealing elements like banners and deal tags are important, content optimization goes beyond aesthetics. It involves infusing your product detail pages with carefully chosen keywords that align with your advertising strategy. Additionally, it's essential to have high-quality images and engaging elements like videos and A+ Content, as these can enhance the consumer's experience with your brand.

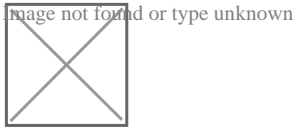
Thinking from a consumer's perspective, providing a positive experience on your detail page is essential since customers can only physically interact with your product after making a purchase. High-quality content serves as a positive indicator that your product is legitimate and can help build trust with potential buyers.



### Amazon Content Guidelines

#### Creating a Comprehensive Content Strategy Guide

Regarding online marketplaces, the power of content has increased multifold. Customers only purchase after reading the product description, titles, and reviews. These are the basic parameters, along with highly defined images, to relay the message more impactfully and intriguingly.



## Content Strategy Guide for Prime Day

This guide provides you with a complete overview of optimizing the content on Amazon, making you retail-ready and all geared up for sale. It is necessary to utilize and make the most of the given space efficiently. Described below are a few of the upgraded strategies to elevate and optimize your content.

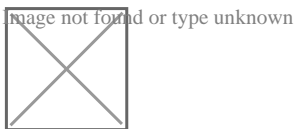
### 1. Optimized Keywords

To ensure a better ranking, the first step is to research the relevant keywords for your product. The keywords need to be strategically placed in the titles, meta descriptions, and meta tags to improve the search engine ranking across the marketplace.

Including generic, brand, and category keywords increases the relevance of the product and taps a bigger audience. Use high and low-ranking keywords in the content to improve organic visibility and avoid keyword stuffing.

### 2. Clear Product Descriptions

- Write unique, informative, and persuasive product descriptions highlighting key features, benefits, and value propositions.
- Use storytelling techniques to engage customers and create an emotional connection with your brand.
- Make sure the grammar is accurate.



**Source: Amazon**

### 3. Product Titles

- The thumb rule is always to include Product-identifying information.
- Use Numbers/Numerics.
- Keyword Insertion adds value to your content. Long-tail, short-tail, and intent targeting increase relevance and help you reach a larger audience.
- Capitalization is important.
- Your Product title should consist of

## **“Brand + Product Name + Product Category + Keywords/USP + Variant/Flavours + Grammage”**

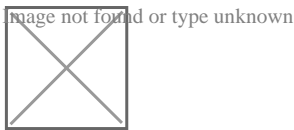
Amazon listings have a limit of 200 characters, and it's essential to make sure that your title is structured correctly and doesn't look keyword-heavy.

Example -Dove Relaxing Shea Butter Body Wash with Vanilla Pump Bottle, Soothing Scent, Moisturizing Shower Gel with Naturally Derived Ingredients, Gentle Body Cleanser for Nourished & Smooth Skin, 1L

### **4. High-Resolution Product Images**

High-quality images act as a catalyst for the brand. Listed below are the requirements that will help you maintain the image quality on the platform.

- The main, or hero, image is the first thing consumers see on the Amazon search result page. It's like the first impression of your product, which should be bang on and of high quality so that the consumer is prompted to open your product display page. For the primary or hero image:
- A professional product photograph is necessary.
- It should not contain any watermark, text, or logo.
- A Pure White Background elevates the image quality.



#### **Source: Amazon**

- For all the additional pictures:

Make sure to follow a storyline for your consumers to grasp your product. It can be done with the use of lifestyle images or with user-guide photos.

**“Introductory image > USP Image > Feature Image > Benefit Image > Lifestyle Image > how-to-use/claims/usage image”**

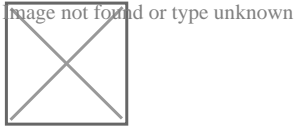
- Minimum 500Px
- JPEG, PNG or GIF files are preferred

High-resolution and interactive images stand out for themselves. Apart from highlighting the brand's personality, they also enhance the consumer's shopping experience and highlight the brand's personality.

### **5. A+ Content**

If you are a vendor or third-party seller on Amazon, you can take advantage of A+ Content. A+ Content lets you add custom paragraph headers, images, layouts, bulleted feature lists, and comparison charts to your enhanced product descriptions.

[Download PDF](#)



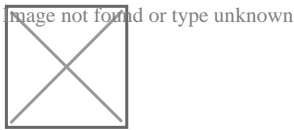
## Source: Amazon Vendor Central

A+ content gives your brand credibility and also contributes to boosting organic ranking. A+ content should combine relevant information about the product and highly interactive graphics. According to Amazon, A+ Content can both increase the number of customers who make repeat purchases and boost overall sales by an average of 5%.

Look at how Paxcom helped a leading food category brand achieve 7x growth on Amazon by optimizing its content and primary images. The brand recorded **7x revenue growth, 180x growth in visibility**, and a [700% increase in orders](#).

## 6. Brand Store

Using a brand store as the landing page for your advertisements can increase conversion rates. Customers can learn about a brand's offerings on the brand store page and choose among various categories or variants. Additionally, the brand store is an ideal feature for cross-selling.



## Source: Amazon Ads

### Amazon Brand Store

A brand store helps you improve your organic rankings and increase conversions. The storefront can make you stand out from the competition.

Here are a few other ways to help you increase the conversion rate and make Prime Day worthwhile for the brand.

- **User Reviews and Social Proof:**

Encourage customers to leave reviews and ratings for your products. Positive thoughts and social proof can significantly impact purchase decisions.

Highlight positive reviews and testimonials on your website and social media platforms to build trust and credibility.

- **Optimized Landing Pages:**

Create dedicated landing pages like brand stores, PDPs, and pages for your Prime Day promotions with clear and compelling messaging.

Ensure your landing pages are optimized for mobile devices, as many shoppers browse and purchase using their smartphones or tablets.

Streamline the checkout process to minimize friction and make it easy for customers to complete their purchases.

- **Ad Campaigns and Paid Advertising:**

Consider running targeted ads on platforms like Google Ads, Amazon Advertising, or social media platforms to increase visibility and drive traffic to your Prime Day promotions.

Set up ad campaigns well in advance, ensuring proper targeting, relevant keywords, and compelling ad copy.

## **How can Paxcom help?**

Find out how Paxcom can help your brand reach new heights and offer the best eCommerce assistance for Amazon. We have a team of specialized experts and Amazon ADvisors to help you with all your Amazon-related queries.

Looking to optimize your performance for Prime Day 2023? Don't miss out on our exclusive event, [Prime Day Success Strategies](#), where you can gain valuable insights and quick tips to maximize your success.

Check out how **Paxcom helped a personal care brand attain a new high in sales on Amazon by 35%**. The brand faced challenges in growing its business and finding efficient strategies for [improved visibility and ROI](#). Paxcom handled the situation and drafted a robust strategy, resulting in a **158.82% increase in impressions and a 35% increase in sales**. Why don't you join hands with us and witness such growth for your brand?

Schedule a conversation [here](#) or write to us at [info@paxcom.net](mailto:info@paxcom.net)

[Enquire Now](#)